

# KS1 resource pack

## Year 1 – complete a poem as a class.

Children will complete a poem as a class about climate change. The poem will be called 'I Can Use My Voice To.'

- Teacher to introduce an example of a poem to help children understand structure.
- Teacher will then model writing the opening line of the poem.
- Children will think of their own ideas.
- They will orally rehearse their sentences before sharing with the class and teacher.
- The teacher will use children's ideas to create the class poem, as a shared write.

National Curriculum Links	
English	PSHE
✓	✓

## Year 2 – independently compose a poem.


Children will independently compose their own poem about climate change. Together as a class they should plan the content to include within their poem, before writing independently. The poem will be called 'I can use my voice to,' with the children being able to start each sentence with these words.

- Teacher to show an example of a poem to prompt structure.
- Children to contribute ideas to create a class mind map.
- Teacher to model first two lines of poem to scaffold children's understanding.
- Children should be encouraged to orally rehearse their sentences before writing them.
- Children to write a verse.

National Curriculum Links	
English	PSHE
✓	✓

Alternative options: Create a piece of artwork or poster to raise awareness of climate change.

National Curriculum Links	
Art	PSHE
✓	✓



## Spring is Here!

Spring is here! I can see the baby lambs growing.

Spring is here! I can hear the happy farmer mowing.

Spring is here! I can feel the cool breeze on my face.

Spring is here! I can smell the pretty flowers all over the place.

Spring is here! I can see the sky turning grey.


Spring is here! I can hear the loud rain come to play.

Spring is here! I can feel it start to get quite chilly.

Spring is here! I can smell the damp, this is all so silly.

The great thing about spring, is you don't know what you will get.

Coat on, coat off? Who knows! What's your bet?



# Additional provision if this fits the school's vision.

A curiosity box is a visual resource for younger learners, stimulating their thoughts and ideas and allowing them to express themselves through communication and language. Being able to practice taking it in turns to talk, and listening to other people's thoughts plays a key role help develop their own conceptualisations. Whatever is inside the box, children will have questions to ask, let us encourage our children to be curious.

<b>You will need:</b>
Acrylic box or transparent container.
Rubbish bin or black bin
Recycling bin (green if possible)
A variety of materials and rubbish*
Green cloth (for grass)
Recycling logo
Thought bubbles (x6)
Key vocabulary
Tuff tray



The activity will firstly start with the teacher taking out the recycling bin and the rubbish bin, placing them so the children can see. Also take out any rubbish that is loose or has fallen from the rubbish bin.

Next, generate a discussion with the children around the recycling logo. Firstly, asking if any of the children recognise the logo, where they might have seen it and if they know what it means? From this the children could generate ideas or questions which can be written on the thought bubbles and placed around the curiosity box. The thought bubbles can be displayed on the walls after the discussion as part of an enquiry investigation for children to find out during continuous provision using IT or books to help them.



Next the teacher should use a tuff tray on the floor, to empty all the materials and rubbish into for the children to explore. Can the children identify any of the items that can be recycled? To help children with this activity, recycling symbols could be added to the items to make it easier to spot. When the children spot an item to recycle, they can put the item into the recycling bin. Alternatively, you could use sorting rings to organise the rubbish into recycling and general waste.

Finally, the activity can be finished with evaluating and talking about the importance of recycling, and potentially touch on landfill.


National Curriculum link			
English	Science	Geography	PSHE
✓	✓	✓	✓

\*All rubbish should be washed where possible and instructions on how to keep safe should be shared with the children. We recommend all children to wash their hands after this activity.


# Book ideas

Schools will need to have a copy of the book to share with the class.


[Teaching Resources Home Page - Wild Tribe Heroes](#)




(Jackson and Oldmeadow, 2022)




(Jackson and Oldmeadow, 2017)




(Jackson and Callwood, 2017)




(Jackson and Callwood, 2018)



(Jackson and Callwood, 2019)



(Jackson and Callwood, 2020)



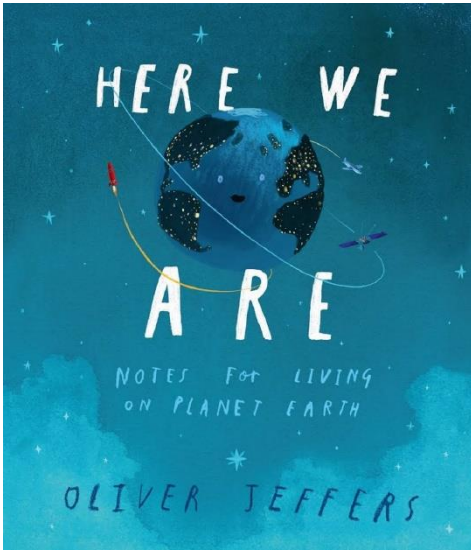
(Jackson and Oldmeadow, 2019)

On the website you can access these book for free, “click on a book cover to access the relevant curriculum map for each story and each key stage. The curriculum maps have been written by teacher and author of the National Curriculum Outdoors books, Deborah Lambert” (Wild Tribe Heroes, 2018).

“Registration and usage of all teaching resources are free to use, you can add your own ideas to the specific areas to help you teach and inspire the next generation” about climate issues without upsetting or overwhelming them.

Each story is a “true and gentle story to teach children about environmental issues in a positive and inspiring way with a happy ending and ideas for the future” (Wild Tribe Heroes, 2018).

# Here We Are



This story is a lovely story to share with young children. It offers them the opportunity to explore many aspects of life as we know it.

From the author of classics such as "The Day the Crayons Quit" and "The Way Back Home", this book is filled with a variety of vocabulary and pictures to expose the children to and get them talking and excited about the planet we live on.

This book recognises the criticality of educating young children about this world we all share and the importance of nurturing and loving it.

(Jeffers, 2017)

The book is currently available as a movie free on Apple TV+, so if a copy of the book is not available to you, this could be an alternative option.

National Curriculum Links		
English	PSHE	Science
✓	✓	✓

Jackson, E and Callwood, L (2017) *Marli's Tangled Tale*. Ellie Jackson, p1. illus.

Jackson, E and Callwood, L (2018) *Nelson's Dangerous Dive*. Ellie Jackson, p1. illus.

Jackson, E and Callwood, L (2019) *Buddy's Rainforest Rescue*. Ellie Jackson, p1. illus.

Jackson, E and Callwood, L (2020) *Hunter's Icy Adventure*. Ellie Jackson, p1. illus.

Jackson, E and Oldmeadow, L (2017) *Duffy's Lucky Escape*. Ellie Jackson, p1. illus.

Jackson, E and Oldmeadow, L (2019) *Sunny's Blazing Battle*. Ellie Jackson, p1. illus.

Jackson, E and Oldmeadow, L (2022) *Ziggy's Frightening Flight*. Ellie Jackson, p1. illus.

Jeffers, O (2017) *Here We Are*. Philomel & HarperCollins, p1. illus.

Wild Tribe Heroes (2018) *Teaching Resources Home page*. Available at: <https://wildtribeheroes.com/teaching-resources-home-page/> (Accessed: 26 October 2022).